

## THIS IS A QUICK START GUIDE FOR YOUR STUKA ACS DRONE.

This manual is intended as a short guide to preview your drones.

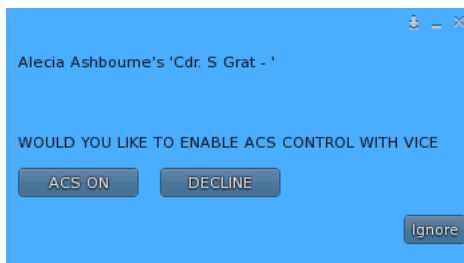
Please read the full manual to understand all the functionality of these drones.

Your drones are ready for combat right out of the box - for simple one-on-one combat and multiple drone combat no setup is required.

First you must attach your ACS HUD. Choose add your ACS HUD from your inventory to attach to its default position, or you can select an attach point of your choice.

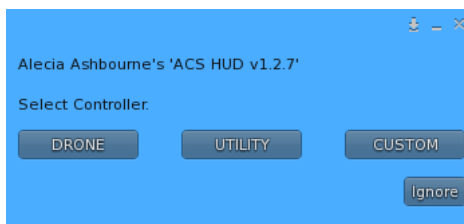
Rez a drone in world.

You will be presented with a menu :



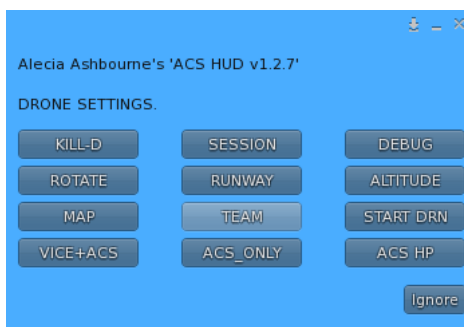
Select ACS ON

Then click your ACS hud. You will be presented with a menu :



Select DRONE

On the next menu, select START DRNE



That's it, your drone will now take off and await your interaction.  
If you want to change the orientation of your drone before launch, then :

ACS HUD > DRONE > ROTATE

Choose desired rotation from the menu.

Your Stuka drone has the default VICE and ACS team 1.

If you want change your team then :

HUD MENU > DRONE > TEAM

Here you have the option of selecting your team for team combat.

Team 1 is default on Axis vehicles, and team 2 on Allied vehicles.

Please refer to the main manual for advanced setup routines.

To combat your drones, you may use any VICE enabled vehicle or weapon, but VICE only vehicles or weapons will not receive damage from your drone, they can only inflict damage, similar to a VICE target, but will inform you of your hit score.

To fully engage an ACS drone, you must use either an ACS VICE vehicle or weapon, or any vehicle fitted with the ACS combat plug-in. This will enable you to both inflict and receive damage to and from your drones.

Please read the main ACS manual for advanced use setup features.

Drones are a one time use vehicle, do not re-take to your inventory after rezing in world else they may present errors in use. There are exceptions to this with advanced setup, so please refer to the ACS manual for these exceptions.

Setting plane textures:

Please refer to the ACS manual

Behaviour :

The first 2 cycles of your drone around your region are used for orientation. Initially you may see your drone about face at the region boarder. Once it has established boarders this will occur less often - but may still occur from time to time if for any reason it reaches the region boarder limit. This is because no resident is on board, and would otherwise exit the region and be returned to your lost and found folder, so this is normal expected behaviour. Otherwise, they will behave much like any resident piloted vehicle.

By default your drone will fly within an envelope 40 meters and 180 meters above your rez position. You may alter this if you like, and will find instructions for doing so in the ACS drone manual.

You can kill your drones if you want to finish your session without combating:

HUD MENU > DRONE > KILL-D

Will kill every drone that you own in the region that you are in.  
To kill drones in a different region, you must move to that region and execute this command.

To read the full manual, type 'manual' in open chat.

Enjoy your drones.

Alecia.