

Table of Contents

PRO TRACK VEHICLE USE

BUG REPORTS

PRO TRACK VEHICLE USE

Instructions for your vehicle and vehicle rezers.

Vehicle rezers purchased with your track are a part of the package, and will therefore only have a licence within the region that your Pro Track is built.

Vehicles from the vehicle rezers can be used by anyone and are 'auto guested' on the licenced region and track, but remain the property of the purchaser (owner) of the vehicle rezer, and so cannot be taken to the users inventory.

If you want a full owner vehicle with a multiple use licence for any region or track, you will need to purchase a multi licence vehicle separately.

To rez a vehicle, touch the picture board on the respective vehicle rezer.

Your vehicle will appear in the parking zone.

Another vehicle cannot be rezed until you have moved the vehicle just rezed from the parking zone.

If you do not use the vehicle within five minutes after rezing, or five minutes after you have stood from using the vehicle, the vehicle will be deleted.

You can customise your vehicle from the vehicle menu options of the vehicle.

You can only access this menu after you have sat in the vehicle.

To sit in the vehicle, mouse over and click on the vehicle.

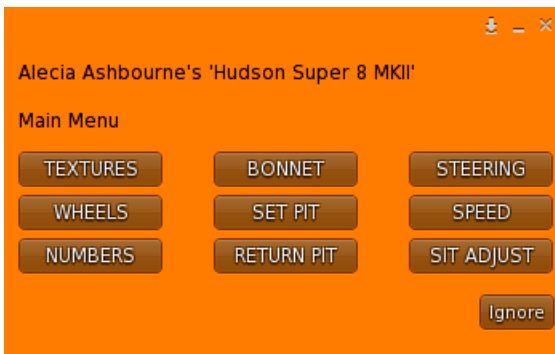
Once sitting, you can touch the vehicle again to access the main menu.

From here you can select textures, race numbers (on supported vehicles), wheel textures. You can also set the maximum speed and adjust the steering (handling), and adjust the seating position and set a pit position.

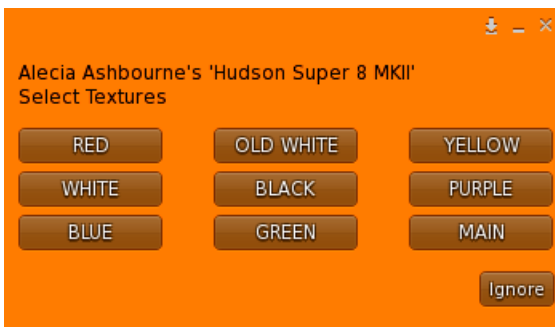
Setting the pit position will set your vehicle position as the pit position, x,y,z, and its rotation. When you set your pit position your dynamic camera is also reset, when you choose return to pit, you will be returned to that position and rotation, and your dynamic camera will be reset once again.

All settings are sticky, meaning that they remain for the 'rez life' of the vehicle, if you exit and re - sit in the vehicle, the settings persist.

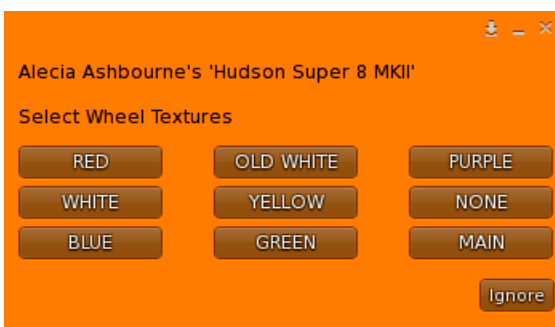
Vehicle Main Menu



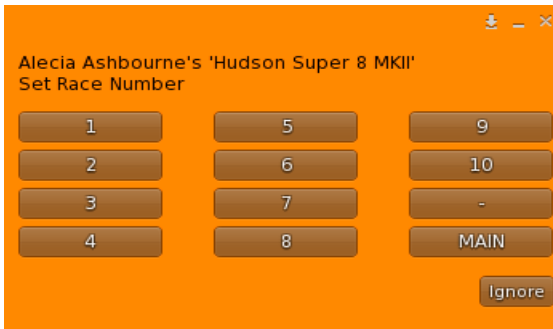
Body texture menu



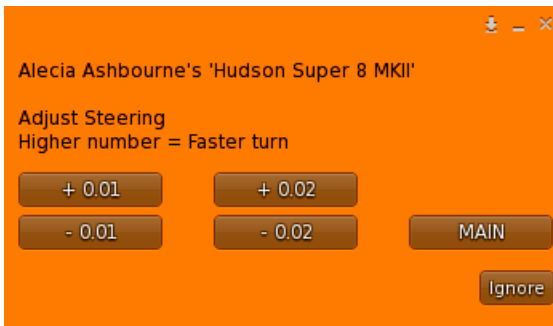
Wheel colour menu



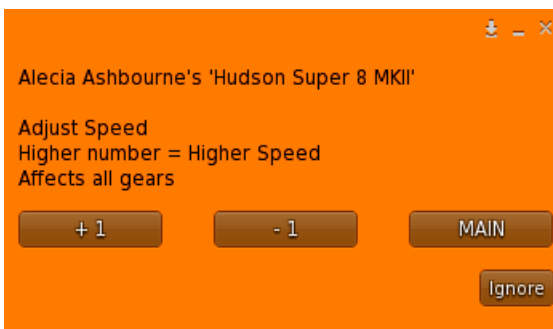
Race numbers menu



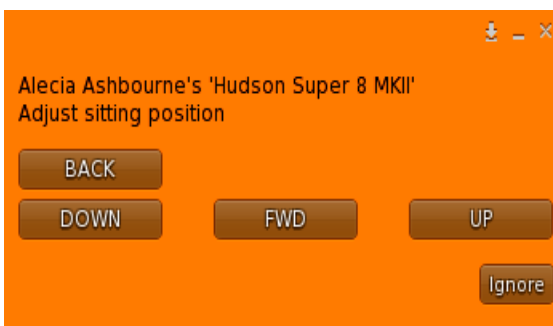
Steering Adjustment



Speed Adjustment



Sit position Adjustment



BUG REPORTS

Bug reports direct to me please on a notecard.

Alecia Ashbourne.

Usage help, you can ask in A.R.A.F group chat.

You can Join the group here :

secondlife:///app/group/cc0b6e59-0720-df8e-375e-7ded3a974b32/about

You can visit the A.R.A.F Display and vendor area here :

<http://maps.secondlife.com/secondlife/Meridas/225/136/3002>

Thank You

Alecia.